



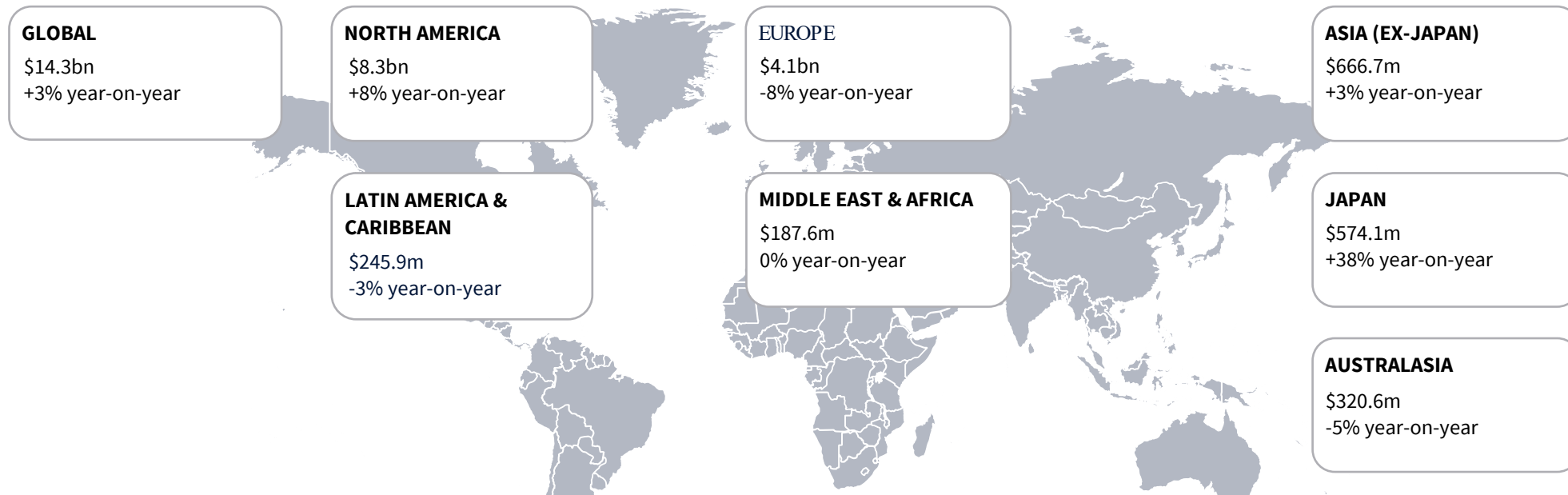
Dealogic Quarterly Rankings

Mergers & Acquisitions – First Half 2024

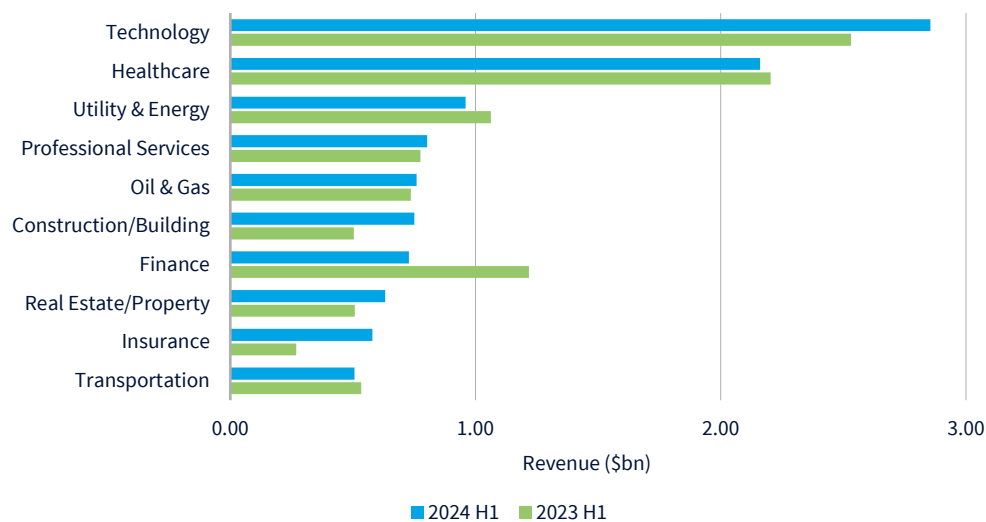
Table of Contents

Summary	3
Global	4
Americas	6
EMEA	9
APAC	12
Legal Advisors	16

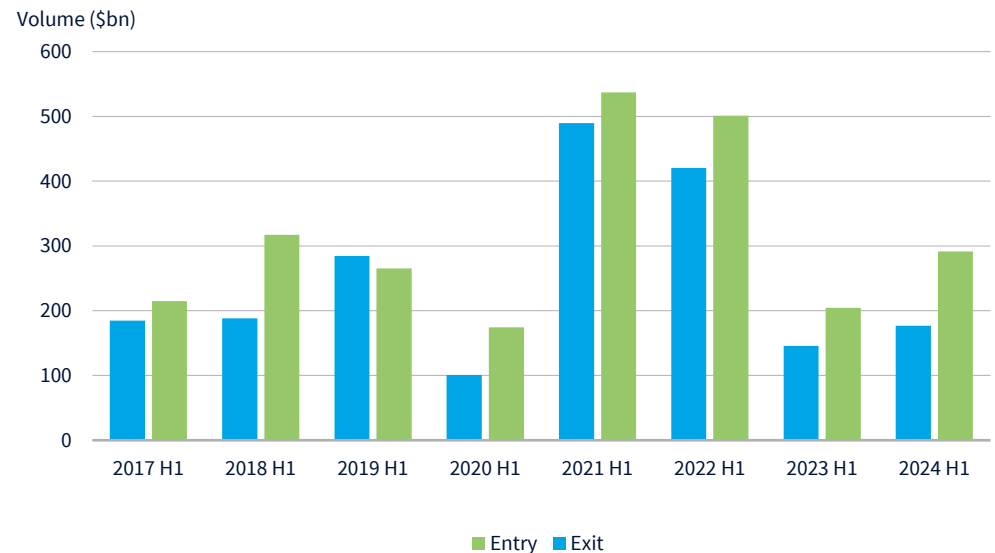
Global M&A Revenue – First Half 2024



GLOBAL M&A REVENUE BY TARGET INDUSTRY



GLOBAL FINANCIAL SPONSOR-RELATED M&A VOLUME



Global Rankings

Mergers & Acquisitions – First Half 2024

Global M&A Rankings – First Half 2024

Global M&A Revenue by Bank – H1 2024

Rank	Bank	Rev. \$m	%Share	H1 2023
1	JPMorgan	1,411	9.9	1
2	Goldman Sachs	1,398	9.8	2
3	Morgan Stanley	960	6.7	3
4	BofA Securities	700	4.9	4
5	Centerview Partners	558	3.9	5
6	Jefferies	515	3.6	11
7	Citi	512	3.6	8
8	Evercore	500	3.5	9
9	UBS	436	3.0	6
10	Lazard	420	2.9	13
Total		14,323	100	

Global M&A Boutique Revenue by Bank – H1 2024

Rank	Bank	Rev. \$m	%Share	H1 2023
1	Centerview Partners	558	9.5	1
2	Evercore	500	8.5	2
3	Houlihan Lokey	356	6.0	3
4	Moelis	227	3.8	4
5	Perella Weinberg Partners	168	2.8	6
6	William Blair	159	2.7	8
7	Qatalyst Partners LP	148	2.5	5
8	PJT Partners	139	2.4	7
9	Gordon Dyal & Co LLC	58	1.0	48
10	Arma Partners	30	0.5	19
Total		5,897	100	

Global M&A Volume by Advisor – H1 2024

Rank	Advisor	Vol. \$bn	Deals	%Share	H1 2023
1	Goldman Sachs	498.8	201	30.4	2
2	JPMorgan	411.6	188	25.1	1
3	Morgan Stanley	396.9	171	24.2	4
4	Citi	257.8	94	15.7	6
5	BofA Securities	238.5	139	14.5	3
6	Evercore	198.9	86	12.1	12
7	Barclays	155.1	84	9.5	10
8	UBS	155.0	115	9.5	7
9	Jefferies	137.3	134	8.4	16
10	Centerview Partners	136.5	48	8.3	5
Total		1,640.7	17,772	100	

Global M&A Boutique Volume by Advisor – H1 2024

Rank	Advisor	Vol. \$bn	Deals	%Share	H1 2023
1	Evercore	198.9	86	35.0	2
2	Centerview Partners	136.5	48	24.0	1
3	PJT Partners	126.2	29	22.2	6
4	Qatalyst Partners LP	67.0	8	11.8	8
5	Perella Weinberg Partners	39.8	36	7.0	5
6	Moelis	27.5	77	4.8	3
7	Houlihan Lokey	26.8	163	4.7	11
8	Finexsi Audit SA	10.1	2	1.8	22
9	William Blair	9.3	79	1.6	14
10	Arma Partners	6.7	9	1.2	38
Total		568.4	1,238	100	

Americas Rankings

Mergers & Acquisitions – First Half 2024

Americas M&A Rankings – First Half 2024

US M&A Revenue by Bank – H1 2024

Rank	Bank	Rev. \$m	%Share	H1 2023
1	JPMorgan	902	11.8	2
2	Goldman Sachs	873	11.5	1
3	Morgan Stanley	554	7.3	3
4	Centerview Partners	455	6.0	4
5	Evercore	389	5.1	6
6	Jefferies	366	4.8	7
7	BofA Securities	343	4.5	5
8	Citi	284	3.7	8
9	Barclays	211	2.8	9
10	Lazard	190	2.5	11
Total		7,620	100	

Canada M&A Revenue by Bank – H1 2024

Rank	Bank	Rev. \$m	%Share	H1 2023
1	RBC Capital Markets	89	14.5	4
2	Goldman Sachs	71	11.6	9
3	Centerview Partners	56	9.1	15
4	Morgan Stanley	47	7.6	3
5	TD Securities	37	6.1	6
6	Evercore	29	4.8	12
7	JPMorgan	26	4.2	13
8	Scotiabank	21	3.4	7
9	Canaccord Genuity Corp	21	3.4	17
10	National Bank Financial	20	3.3	8
Total		615	100	

US M&A Volume by Advisor – H1 2024

Rank	Advisor	Vol. \$bn	Deals	%Share	H1 2023
1	Goldman Sachs	337.8	113	35.7	1
2	JPMorgan	314.0	115	33.1	2
3	Morgan Stanley	267.0	78	28.2	5
4	Citi	209.6	54	22.1	7
5	BofA Securities	187.3	84	19.8	3
6	Evercore	174.4	59	18.4	9
7	Centerview Partners	119.9	41	12.7	4
8	PJT Partners	119.4	22	12.6	29
9	Barclays	107.8	41	11.4	12
10	Jefferies	103.7	91	10.9	16
Total		947.7	5,910	100	

Canada M&A Volume by Advisor – H1 2024

Rank	Advisor	Vol. \$bn	Deals	%Share	H1 2023
1	Goldman Sachs	32.6	15	34.8	1
2	Morgan Stanley	26.5	4	28.3	10
2	BofA Securities	26.3	11	28.1	2
2	JPMorgan	26.2	8	27.9	5
5	RBC Capital Markets	22.1	17	23.6	3
6	TD Securities	19.2	15	20.5	18
7	Wells Fargo	18.8	3	20.1	17
8	Citi	17.2	7	18.4	7
9	Barclays	15.3	6	16.3	13
10	Scotiabank	12.7	11	13.6	11
Total		93.8	742	100	

Americas M&A Rankings – First Half 2024

Latin America M&A Revenue by Advisor – H1 2024

Rank	Bank	Rev. \$m	%Share	HI 2023
1	Goldman Sachs	34	14.3	11
2	JPMorgan	33	13.7	3
3	BofA Securities	29	12.2	1
4	BTG Pactual	18	7.6	4
5	UBS	16	6.6	8
6	Barclays	11	4.4	16
7	Itau BBA	8	3.5	2
8	Bradesco BBI	7	2.9	21
9	Santander	7	2.9	6
10	Rothschild & Co	7	2.8	19
Total		238	100	

Brazil M&A Revenue by Advisor – H1 2024

Rank	Bank	Rev. \$m	%Share	HI 2023
1	Goldman Sachs	25	21.3	19
2	UBS	15	13.2	7
3	BTG Pactual	13	11.5	3
4	BofA Securities	10	9.0	4
5	Itau BBA	8	7.1	1
6	Bradesco BBI	7	6.0	15
7	XP Investimentos	6	5.5	5
8	Santander	5	4.4	6
9	IGC Partners	4	3.6	10
10	BR Partners	3	2.3	20
Total		115	100	

Latin America M&A Volume by Advisor – H1 2024

Rank	Advisor	Vol. \$bn	Deals	%Share	HI 2023
1	Itau BBA	8.5	20	21.2	10
2	Goldman Sachs	7.8	8	19.4	13
3	JPMorgan	5.9	8	14.6	1
4	BofA Securities	5.4	17	13.5	6
5	Morgan Stanley	5.1	8	12.6	2
6	Bradesco BBI	5.0	15	12.4	26
7	Citi	4.6	3	11.4	3
8	Santander	3.9	18	9.7	4
9	Lazard	3.8	5	9.4	28
10	BTG Pactual	3.5	35	8.7	12
Total		40.1	588	100	

Brazil M&A Volume by Advisor – H1 2024

Rank	Advisor	Vol. \$bn	Deals	%Share	HI 2023
1	Itau BBA	7.9	19	37.9	2
2	Bradesco BBI	5.0	15	23.9	18
3	BTG Pactual	3.5	33	16.7	5
4	XP Investimentos	3.5	13	16.7	9
5	JPMorgan	3.4	4	16.4	6
6	Goldman Sachs	3.0	1	14.4	10
7	Lazard	3.0	2	14.4	21
8	BofA Securities	2.7	12	12.9	3
9	Morgan Stanley	2.0	3	9.8	1
10	Citi	1.5	1	7.4	12
Total		20.9	384	100	

EMEA Rankings

Mergers & Acquisitions – First Half 2024

EMEA M&A Rankings – First Half 2024

EMEA M&A Revenue by Bank – H1 2024

Rank	Bank	Rev. \$m	%Share	H1 2023
1	JPMorgan	353	8.3	2
2	Goldman Sachs	315	7.4	1
3	Rothschild & Co	274	6.4	3
4	BofA Securities	224	5.2	5
5	Lazard	217	5.1	8
6	Morgan Stanley	169	4.0	6
7	Citi	167	3.9	4
8	Houlihan Lokey	138	3.2	11
9	Deutsche Bank	127	3.0	9
10	UBS	119	2.8	10
Total		4,265	100	

Germany M&A Revenue by Bank – H1 2024

Rank	Bank	Rev. \$m	%Share	H1 2023
1	Goldman Sachs	59	12.5	2
2	Deutsche Bank	47	10.1	3
3	Houlihan Lokey	43	9.1	6
4	Rothschild & Co	30	6.5	7
5	Lazard	23	4.9	8
6	JPMorgan	20	4.3	4
7	Citi	20	4.3	5
8	BofA Securities	18	3.9	11
9	BNP Paribas	13	2.9	14
10	Barclays	13	2.8	9
Total		471	100	

EMEA M&A Volume by Advisor – H1 2024

Rank	Advisor	Vol. \$bn	Deals	%Share	H1 2023
1	Goldman Sachs	199.5	87	35.2	2
2	Morgan Stanley	153.8	79	27.1	3
3	JPMorgan	131.8	80	23.3	1
4	Citi	80.3	44	14.2	6
5	Lazard	67.7	96	12.0	10
6	Rothschild & Co	66.8	129	11.8	5
7	BofA Securities	55.7	50	9.8	4
8	BNP Paribas	47.3	54	8.3	12
9	UBS	44.2	53	7.8	7
10	Deutsche Bank	41.9	38	7.4	9
Total		566.8	7,782	100	

UK M&A Revenue by Bank – H1 2024

Rank	Bank	Rev. \$m	%Share	H1 2023
1	JPMorgan	125	10.6	3
2	Morgan Stanley	82	6.9	5
3	Rothschild & Co	70	5.9	2
4	Goldman Sachs	66	5.6	1
5	Deutsche Bank	56	4.7	14
6	Houlihan Lokey	53	4.5	10
7	BofA Securities	47	4.0	7
8	UBS	44	3.7	6
9	Citi	39	3.3	8
10	Barclays	37	3.1	4
Total		1,180	100	

EMEA M&A Rankings – First Half 2024

France M&A Revenue by Bank – H1 2024

Rank	Bank	Rev. \$m	%Share	H1 2023
1	Lazard	99	18.7	2
2	Rothschild & Co	51	9.6	1
3	BNP Paribas	44	8.4	5
4	Goldman Sachs	26	5.0	4
5	Credit Agricole CIB	19	3.5	12
6	Natixis	18	3.4	15
7	Citi	16	3.0	7
8	SG CIB	14	2.6	6
9	BofA Securities	13	2.5	16
10	JPMorgan	12	2.2	3
Total		528	100	

Italy M&A Revenue by Bank – H1 2024

Rank	Bank	Rev. \$m	%Share	H1 2023
1	JPMorgan	62	16.3	5
2	Rothschild & Co	34	8.8	1
3	BofA Securities	32	8.2	4
4	Goldman Sachs	29	7.7	2
5	Mediobanca	26	6.7	7
6	UBS	15	3.9	14
7	Lazard	11	2.8	3
8	BNP Paribas	11	2.8	19
9	Intesa Sanpaolo SpA	8	2.2	6
10	Jefferies	8	2.1	13
Total		382	100	

Spain M&A Revenue by Bank – H1 2024

Rank	Bank	Rev. \$m	%Share	H1 2023
1	JPMorgan	43	16.0	7
2	Goldman Sachs	30	11.1	9
3	BofA Securities	19	7.2	13
4	Citi	15	5.7	10
5	BBVA	12	4.4	12
6	Santander	12	4.4	3
7	Nomura	11	4.2	26
8	BNP Paribas	8	3.1	11
9	Evercore	8	3.0	-
10	Macquarie Group	7	2.5	-
Total		267	100	

Nordic M&A Revenue by Bank – H1 2024

Rank	Bank	Rev. \$m	%Share	H1 2023
1	Goldman Sachs	55	10.8	25
2	BofA Securities	42	8.1	1
3	Citi	40	7.8	4
4	JPMorgan	34	6.6	3
5	Jefferies	31	5.9	17
6	ABG Sundal Collier	24	4.6	9
7	Carnegie	22	4.2	8
8	Morgan Stanley	20	4.0	6
9	Rothschild & Co	17	3.3	11
10	SEB	14	2.7	22
Total		516	100	

APAC Rankings

Mergers & Acquisitions – First Half 2024

APAC M&A Rankings – First Half 2024

APAC (ex-Japan) M&A Revenue by Bank – H1 2024

Rank	Bank	Rev. \$m	%Share	H1 2023
1	UBS	129	13.0	1
2	Goldman Sachs	78	7.9	6
3	Morgan Stanley	73	7.4	8
4	Deutsche Bank	64	6.5	9
5	JPMorgan	63	6.4	3
6	Citi	43	4.4	2
7	BofA Securities	39	4.0	5
8	Barclays	33	3.4	10
9	Jefferies	26	2.7	14
10	Macquarie Group	23	2.4	4
Total		987	100	

Asia (ex-Japan) M&A Revenue by Bank – H1 2024

Rank	Bank	Rev. \$m	%Share	H1 2023
1	UBS	68	10.1	1
2	Deutsche Bank	62	9.2	6
3	Morgan Stanley	56	8.4	10
4	JPMorgan	50	7.6	2
5	Goldman Sachs	42	6.3	9
6	Citi	29	4.3	3
7	BofA Securities	23	3.5	4
8	Centerview Partners	22	3.2	-
9	China International Capital Corp	20	3.1	5
10	Jefferies	17	2.5	19
Total		667	100	

APAC (ex-Japan) M&A Volume by Advisor (ex-Fairness Opinion) – H1 2024

Rank	Advisor	Vol. \$bn	Deals	%Share	H1 2023
1	UBS	31.7	37	11.4	6
2	Goldman Sachs	22.3	25	8.0	5
3	JPMorgan	17.0	16	6.1	1
4	CITIC Securities	14.6	34	5.3	12
5	Deutsche Bank	14.1	14	5.1	16
6	Morgan Stanley	13.0	23	4.7	4
7	Barclays	12.5	20	4.5	23
8	Citi	10.5	13	3.8	19
9	BofA Securities	10.0	13	3.6	3
10	China International Capital Corp	9.4	24	3.4	2
Total		278.3	3,443	100	

Asia (ex-Japan) M&A Volume by Advisor (ex-Fairness Opinion) – H1 2024

Rank	Advisor	Vol. \$bn	Deals	%Share	H1 2023
1	UBS	21.8	29	9.0	7
2	CITIC Securities	14.6	34	6.1	6
3	Goldman Sachs	14.4	16	5.9	5
4	Deutsche Bank	14.1	14	5.8	11
5	JPMorgan	12.8	12	5.3	9
6	Citi	10.2	12	4.2	14
6	China International Capital Corp	9.4	24	3.9	1
8	Morgan Stanley	8.9	17	3.7	2
9	Barclays	7.5	11	3.1	24
10	BofA Securities	5.6	7	2.3	15
Total		242.0	2,917	100	

APAC M&A Rankings – First Half 2024

China M&A Revenue by Bank – H1 2024

Rank	Bank	Rev. \$m	%Share	H1 2023
1	Morgan Stanley	28	13.3	15
2	Deutsche Bank	23	10.8	24
3	Centerview Partners	22	10.1	-
4	China International Capital Corp	18	8.5	1
5	JPMorgan	17	8.1	66
6	UBS	13	6.0	3
7	CITIC Securities	12	5.7	2
8	BofA Securities	5	2.5	17
9	Citi	5	2.5	51
10	Winsoul Capital	5	2.4	36
Total		214	100	

Japan M&A Revenue by Bank – H1 2024

Rank	Bank	Rev. \$m	%Share	H1 2023
1	Morgan Stanley	115	20.1	1
2	Nomura	89	15.4	2
3	BofA Securities	56	9.8	4
4	Mizuho	35	6.1	6
5	JPMorgan	34	5.9	8
6	Moelis	32	5.5	-
7	Sumitomo Mitsui Financial Group	28	4.9	5
8	Goldman Sachs	26	4.5	10
9	Houlihan Lokey	23	4.1	3
10	Daiwa Securities	23	3.9	11
Total		574	100	

China M&A Volume by Advisor (ex-Fairness Opinion) – H1 2024

Rank	Advisor	Vol. \$bn	Deals	%Share	H1 2023
1	CITIC Securities	14.4	33	12.9	2
1	UBS	12.8	8	11.5	7
3	China International Capital Corp	9.4	24	8.4	1
4	JPMorgan	9.2	3	8.2	8
5	Deutsche Bank	8.3	2	7.4	4
6	BofA Securities	3.6	2	3.2	92
7	Jefferies	3.5	2	3.2	-
7	Morgan Stanley	3.4	4	3.1	3
7	Barclays	3.1	2	2.7	55
10	Guotai Junan Securities	3.0	8	2.7	15
Total		111.5	1,295	100	

Japan M&A Volume by Advisor – H1 2024

Rank	Advisor	Vol. \$bn	Deals	%Share	H1 2023
1	Morgan Stanley	22.3	32	31.0	5
2	JPMorgan	13.5	9	18.7	2
3	Nomura	13.4	44	18.6	1
3	Sumitomo Mitsui Financial Group	12.4	37	17.2	4
5	Daiwa Securities	8.5	35	11.8	13
6	KPMG Corporate Finance	6.7	29	9.3	20
7	Deutsche Bank	6.6	5	9.1	37
8	BofA Securities	6.2	10	8.6	9
9	UBS	5.9	10	8.2	6
10	Kroll LLC	5.9	1	8.2	24
Total		72.1	1,934	100	

APAC M&A Rankings – First Half 2024

Australia M&A Volume by Advisor (ex-Fairness Opinion) – H1 2024

Rank	Advisor	Vol. \$bn	Deals	%Share	H1 2023
1	UBS	11	11	26.3	7
2	Goldman Sachs	8	10	19.6	8
3	Macquarie Group	7	21	17.0	11
4	BofA Securities	6	8	14.7	1
5	Barclays	6	11	14.3	10
6	JPMorgan	5	6	12.1	4
7	Morgan Stanley	4	7	9.9	9
8	Flagstaff Partners	3	4	7.0	25
9	Lazard	3	1	6.9	5
10	Jefferies	2	4	4.9	-
Total		42	512	100	

Southeast Asia M&A Volume by Advisor (ex-Fairness Opinion) – H1 2024

Rank	Advisor	Vol. \$bn	Deals	%Share	H1 2023
1	UBS	7.4	14	16.4	6
2	Goldman Sachs	3.5	5	7.8	7
3	AmInvestment Bank	3.4	4	7.4	35
4	Morgan Stanley	3.0	8	6.6	74
5	Deutsche Bank	2.6	6	5.6	4
6	JPMorgan	2.3	6	5.1	8
7	deNovo Corporate Advisors	2.0	1	4.4	-
8	BofA Securities	1.7	2	3.6	22
9	RHB Bank	1.5	4	3.3	44
10	Moelis	1.4	5	3.1	28
Total		45.4	520	100	

South Korea M&A Volume by Advisor (ex-Fairness Opinion) – H1 2024

Rank	Advisor	Vol. \$bn	Deals	%Share	H1 2023
1	PwC	2.05	36	8.9	3
2	Goldman Sachs	2.01	2	8.8	-
3	Deutsche Bank	1.68	3	7.3	8
4	Morgan Stanley	1.67	2	7.3	4
5	UBS	1.59	5	6.9	2
6	NH Investment & Securities	1.06	3	4.6	6
7	JPMorgan	0.98	2	4.3	1
8	KPMG Corporate Finance	0.48	12	2.1	9
9	KB Financial Group	0.47	2	2.1	15
10	Citi	0.29	1	1.3	-
Total		23.01	452	100	

India M&A Volume by Advisor (ex-Fairness Opinion) – H1 2024

Rank	Advisor	Vol. \$bn	Deals	%Share	H1 2023
1	Citi	7.9	4	14.0	-
2	Goldman Sachs	6.0	5	10.6	1
3	Raine Group	4.5	1	8.0	-
4	BitOoda Technologies LLC	2.8	1	4.9	-
4	GLC	2.8	1	4.9	-
6	Barclays	2.6	3	4.6	-
7	Kotak Mahindra Bank	2.3	7	4.1	12
8	MUFG	2.1	2	3.7	-
8	Standard Chartered Bank	2.1	3	3.7	-
10	CDX Advisors	2.0	1	3.5	-
Total		56.4	581	100	

Legal Advisor Rankings

Mergers & Acquisitions – First Half 2024

Legal Advisor M&A Rankings – First Half 2024

Global M&A Volume by Legal Advisor – H1 2024

Rank	Legal Advisor	Vol. \$bn	Deals	%Share	HI 2023
1	Skadden Arps Slate Meagher & Flom	270	99	16.5	4
2	Kirkland & Ellis	241	335	14.7	2
3	Latham & Watkins	227	275	13.8	1
4	Paul Weiss	224	81	13.6	7
5	Wachtell Lipton Rosen & Katz	194	35	11.9	9
6	Sullivan & Cromwell	169	76	10.3	3
7	Freshfields	145	99	8.8	8
8	White & Case	132	146	8.0	12
9	Simpson Thacher & Bartlett	130	108	8.0	13
10	Davis Polk & Wardwell	128	72	7.8	5
Total		1,640	17,772	100	

Americas M&A Volume by Legal Advisor – H1 2024

Rank	Legal Advisor	Vol. \$bn	Deals	%Share	HI 2023
1	Skadden Arps Slate Meagher & Flom	260.3	76	25.0	4
2	Paul Weiss	211.6	72	20.3	5
3	Kirkland & Ellis	207.2	287	19.9	2
4	Latham & Watkins	195.1	197	18.7	3
5	Wachtell Lipton Rosen & Katz	194.4	35	18.6	7
6	Sullivan & Cromwell	137.0	60	13.1	1
7	Goodwin Procter	114.6	266	11.0	9
8	Simpson Thacher & Bartlett	111.5	85	10.7	11
9	Freshfields	107.9	49	10.3	10
10	Cravath Swaine & Moore LLP	104.2	23	10.0	14
Total		1,043.4	6,928	100	

APAC M&A Volume by Legal Advisor – H1 2024

Rank	Legal Advisor	Vol. \$bn	Deals	%Share	HI 2023
1	Cyril Amarchand Mangaldas	28	99	8.3	39
2	AZB & Partners	23	54	6.8	36
3	Herbert Smith Freehills	18	41	5.1	12
4	Nagashima Ohno & Tsunematsu	16	42	4.8	15
5	Nishimura & Asahi (GKJ)	16	70	4.7	11
6	King & Wood Mallesons	15	37	4.4	3
7	Fangda Partners	15	30	4.4	31
8	A&O Shearman	13	18	3.9	4
9	Latham & Watkins	13	29	3.9	8
10	Anderson Mori & Tomotsune	12	59	3.6	7
Total		344	5,260	100	

EMEA M&A Volume by Legal Advisor – H1 2024

Rank	Legal Advisor	Vol. \$bn	Deals	%Share	HI 2023
1	Skadden Arps Slate Meagher & Flom	81.6	47	14.4	14
2	Latham & Watkins	74.3	116	13.1	2
3	Linklaters	70.3	94	12.4	4
4	White & Case	68.2	102	12.0	9
5	Sullivan & Cromwell	59.4	29	10.5	8
6	Freshfields	55.5	78	9.8	1
7	Kirkland & Ellis	41.7	75	7.4	10
8	Clifford Chance	41.0	65	7.2	3
9	Slaughter and May	33.2	16	5.9	34
10	Paul Weiss	33.1	19	5.8	12
Total		566.6	7,782	100	

Legal Advisor M&A Rankings – First Half 2024

US M&A Volume by Legal Advisor – H1 2024

Rank	Legal Advisor	Vol. \$bn	Deals	%Share	HI 2023
1	Skadden Arps Slate Meagher & Flom	249	68	26.2	4
2	Paul Weiss	206	69	21.7	5
3	Kirkland & Ellis	199	279	21.0	2
4	Wachtell Lipton Rosen & Katz	194	34	20.5	7
5	Latham & Watkins	184	189	19.4	3
6	Sullivan & Cromwell	137	60	14.5	1
7	Goodwin Procter	112	259	11.8	8
8	Simpson Thacher & Bartlett	107	77	11.3	11
9	Freshfields	105	45	11.1	10
10	Cravath Swaine & Moore LLP	104	23	11.0	14
	Total	948	5,910	100	

LatAm M&A Volume by Legal Advisor – H1 2024

Rank	Legal Advisor	Vol. \$bn	Deals	%Share	HI 2023
1	Mattos Filho	6	28	13.8	12
2	Lefosse Advogados	5	11	13.6	19
3	Pinheiro Neto	5	29	12.0	5
4	Stocche Forbes Padis Filizzola Clapis	5	4	11.9	58
5	Simpson Thacher & Bartlett	3	8	7.9	6
6	Spinelli Advogados	3	3	7.4	109
6	Machado Meyer Sendacz e Opice	3	21	7.0	24
8	Galicia Abogados SC	3	3	6.5	41
9	BMA Advogados	2	11	4.8	78
10	Cescon Barrieu Flesch & Barreto	2	16	4.5	17
	Total	40	588	100	

Canada M&A Volume by Legal Advisor – H1 2024

Rank	Legal Advisor	Vol. \$bn	Deals	%Share	HI 2023
1	Latham & Watkins	20.3	8	21.7	25
2	Osler Hoskin & Harcourt	19.2	50	20.5	9
3	Sullivan & Cromwell	18.8	3	20.1	1
4	Paul Weiss	17.5	8	18.7	26
5	Skadden Arps Slate Meagher & Flom	17.5	7	18.7	2
6	White & Case	16.6	8	17.7	12
7	McCarthy Tetrault	16.5	35	17.7	14
8	Blake Cassels & Graydon	16.5	38	17.7	10
9	Allens	16.0	2	17.1	90
10	Stikeman Elliott	15.4	44	16.5	5
	Total	93.5	742	100	

Japan M&A Volume by Legal Advisor – H1 2024

Rank	Legal Advisor	Vol. \$bn	Deals	%Share	HI 2023
1	Nagashima Ohno & Tsunematsu	16.4	42	22.8	5
2	Nishimura & Asahi (GKJ)	16.0	69	22.2	3
3	Anderson Mori & Tomotsune	12.4	59	17.2	2
4	Mori Hamada & Matsumoto	9.0	66	12.4	1
5	King & Wood Mallesons	7.3	2	10.1	100
6	DLA Piper	7.1	7	9.9	49
7	Morrison & Foerster	7.0	8	9.7	7
8	Paul Weiss	6.9	3	9.6	25
9	TMI Associates	6.7	30	9.2	9
10	Covington & Burling LLP	6.3	2	8.7	-
	Total	72.1	1,934	100	

Legal Advisor M&A Rankings – First Half 2024

UK M&A Volume by Legal Advisor – H1 2024

Rank	Legal Advisor	Vol. \$bn	Deals	%Share	HI 2023
1	Slaughter and May	33	14	19.3	3
2	Skadden Arps Slate Meagher & Flom	25	13	14.4	8
3	White & Case	24	26	13.9	9
4	Linklaters	23	21	13.3	2
5	Ashurst	22	28	12.8	5
6	Latham & Watkins	21	27	12.3	13
7	Kirkland & Ellis	20	33	11.4	11
8	Sullivan & Cromwell	19	7	11.1	10
9	Freshfields	13	26	7.3	1
10	Weil Gotshal & Manges	11	14	6.3	70
Total		172	1,904	100	

France M&A Volume by Legal Advisor – H1 2024

Rank	Legal Advisor	Vol. \$bn	Deals	%Share	HI 2023
1	White & Case	13.7	22	15.6	3
2	Bredin Prat	13.4	15	15.2	26
3	Clifford Chance	12.1	11	13.8	6
4	Gide Loyrette Nouel	11.3	22	12.9	2
5	McCarthy Tetrault	10.0	4	11.3	44
5	Allens	10.0	2	11.3	59
5	Dittmar & Indrenius	10.0	1	11.3	135
5	Mannheimer Swartling	10.0	1	11.3	161
5	Perchet Rontchevsky & Associates	10.0	1	11.3	-
10	Davis Polk & Wardwell	8.9	1	10.1	45
Total		87.9	1,075	100	

Germany M&A Volume by Legal Advisor – H1 2024

Rank	Legal Advisor	Vol. \$bn	Deals	%Share	HI 2023
1	Freshfields	16	20	25.8	6
2	Latham & Watkins	15	23	24.1	4
3	CMS	13	45	21.1	49
4	Hengeler Mueller	13	22	20.8	1
5	Kirkland & Ellis	11	12	18.1	19
6	Sullivan & Cromwell	11	5	17.6	8
7	Skadden Arps Slate Meagher & Flom	5	6	8.9	22
8	Gleiss Lutz Hootz Hirsch	5	18	8.7	18
9	Dentons	5	13	7.5	36
10	Loyens & Loeff	5	4	7.3	134
Total		62	1,055	100	

Italy M&A Volume by Legal Advisor – H1 2024

Rank	Legal Advisor	Vol. \$bn	Deals	%Share	HI 2023
1	Sullivan & Cromwell	17.9	4	39.3	-
2	White & Case	17.2	11	37.7	3
3	Legance Avvocati Associati	11.9	33	26.1	4
4	Chiomenti	10.0	27	21.9	21
5	Linklaters	9.8	6	21.6	36
6	Advant	9.1	21	20.0	34
7	McDermott Will & Emery LLP	8.8	3	19.3	105
8	Wachtell Lipton Rosen & Katz	8.7	2	19.1	-
9	Hogan Lovells	8.7	6	19.0	28
10	Slaughter and May	8.7	1	19.0	-
Total		45.6	652	100	

Legal Advisor M&A Rankings – First Half 2024

Global M&A Volume by Legal Advisor to Company – H1 2024

Rank	Legal Advisor	Vol. \$bn	Deals	%Share	H1 2023
1	Skadden Arps Slate Meagher & Flom	232	93	17.0	7
2	Kirkland & Ellis	223	332	16.4	1
3	Latham & Watkins	208	266	15.3	2
4	Wachtell Lipton Rosen & Katz	194	35	14.3	5
5	Paul Weiss	171	76	12.5	6
6	Freshfields	138	96	10.1	9
7	Simpson Thacher & Bartlett	123	106	9.0	12
8	Goodwin Procter	89	335	6.5	20
9	Sullivan & Cromwell	84	55	6.2	4
10	Gibson Dunn & Crutcher	82	120	6.0	14
Total		1,364	8,161	100	

Americas M&A Volume by Legal Advisor to Company – H1 2024

Rank	Legal Advisor	Vol. \$bn	Deals	%Share	H1 2023
1	Skadden Arps Slate Meagher & Flom	222	70	22.9	6
2	Wachtell Lipton Rosen & Katz	194	35	20.1	3
3	Kirkland & Ellis	192	286	19.9	1
4	Latham & Watkins	180	189	18.6	2
5	Paul Weiss	159	67	16.5	4
6	Simpson Thacher & Bartlett	104	83	10.7	10
7	Freshfields	101	46	10.4	16
8	Goodwin Procter	85	263	8.8	15
9	Gibson Dunn & Crutcher	79	106	8.2	12
10	Sullivan & Cromwell	74	46	7.6	5
Total		967	3,716	100	

Global Volume by Legal Advisor to Financial Advisor – H1 2024

Rank	Legal Advisor	Vol. \$bn	Deals	%Share	H1 2023
1	Sullivan & Cromwell	99.8	20	20.4	1
2	White & Case	86.9	18	17.8	20
3	Cravath Swaine & Moore LLP	68.4	14	14.0	9
4	Fried Frank Harris Shriver & Jacobson	65.6	13	13.4	10
5	Paul Weiss	52.6	11	10.8	7
6	Davis Polk & Wardwell	51.8	11	10.6	8
7	Morrison & Foerster	41.3	8	8.4	14
8	Skadden Arps Slate Meagher & Flom	38.6	8	7.9	3
9	Goodwin Procter	29.9	6	6.1	4
10	A&O Shearman	26.7	5	5.5	17
Total		489.7	138	100	

Americas Volume by Legal Advisor to Financial Advisor – H1 2024

Rank	Legal Advisor	Vol. \$bn	Deals	%Share	H1 2023
1	White & Case	84.8	19	19.5	17
2	Sullivan & Cromwell	78.1	15	17.9	1
3	Cravath Swaine & Moore LLP	68.4	9	15.7	9
4	Fried Frank Harris Shriver & Jacobson	65.6	9	15.1	10
5	Paul Weiss	52.6	5	12.1	7
6	Davis Polk & Wardwell	48.5	9	11.1	8
7	Morrison & Foerster	41.3	2	9.5	12
8	Skadden Arps Slate Meagher & Flom	38.6	6	8.9	3
9	Goodwin Procter	29.9	3	6.9	4
10	Alston & Bird	26.6	12	6.1	13
Total		435.5	108	100	

Legal Advisor M&A Rankings – First Half 2024

EMEA Volume by Legal Advisor to Company – H1 2024

Rank	Legal Advisor	Vol. \$bn	Deals	%Share	HI 2023
1	Skadden Arps Slate Meagher & Flom	77	45	16.7	18
2	Linklaters	70	94	15.2	3
3	Latham & Watkins	65	113	14.0	2
4	Freshfields	53	77	11.5	1
5	Clifford Chance	41	65	8.9	4
6	White & Case	41	98	8.9	7
7	Kirkland & Ellis	40	74	8.6	6
8	Slaughter and May	33	16	7.2	32
9	Paul Weiss	32	18	6.9	11
10	CMS	29	173	6.2	33
	Total	462	4,219	100	

EMEA Volume by Legal Advisor to Financial Advisor – H1 2024

Rank	Legal Advisor	Vol. \$bn	Deals	%Share	HI 2023
1	Sullivan & Cromwell LLP	36.7	12	29.7	4
2	White & Case LLP	27.2	4	22.1	8
3	Cravath Swaine & Moore LLP	22.5	3	18.2	0
4	Ashurst	18.6	11	15.1	6
5	Plesner Advokatpartnerselskab	11.0	1	8.9	0
6	Fried Frank Harris Shriver & Jacobson	9.8	1	7.9	5
7	Latham & Watkins LLP	9.6	3	7.8	13
8	Davis Polk & Wardwell LLP	7.7	5	6.2	0
9	Debevoise & Plimpton	5.0	1	4.1	0
10	Skadden Arps Slate Meagher & Flom LI	4.5	2	3.7	9
	Subtotal	123.4	49	100	

APAC M&A Volume by Legal Advisor to Company – H1 2024

Rank	Legal Advisor	Vol. \$bn	Deals	%Share	HI 2023
1	Cyril Amarchand Mangaldas	28	99	13.2	37
2	AZB & Partners	23	54	10.8	34
3	Herbert Smith Freehills	18	41	8.2	9
4	Nagashima Ohno & Tsunematsu	16	42	7.6	12
5	Nishimura & Asahi (GKJ)	16	70	7.4	-
6	King & Wood Mallesons	15	37	7.0	3
7	Fangda Partners	15	30	7.0	28
8	A&O Shearman	13	18	6.2	7
9	Anderson Mori & Tomotsune	12	59	5.8	25
10	Simpson Thacher & Bartlett	12	11	5.4	56
	Total	215	1,516	100	

For further information please contact:

Clients: DealogicCortexSupport@iongroup.com

Media: MediaRelations@iongroup.com

Dealogic offers integrated content, analytics, and technology via targeted products and services to top financial firms worldwide. Whether working in capital markets, sales and trading, banking, or compliance, firms rely on the Dealogic platform to connect and more effectively identify opportunities, execute deals, and manage risk.

With more than 30 years' experience and a deep understanding of financial markets, Dealogic is a trusted global partner.